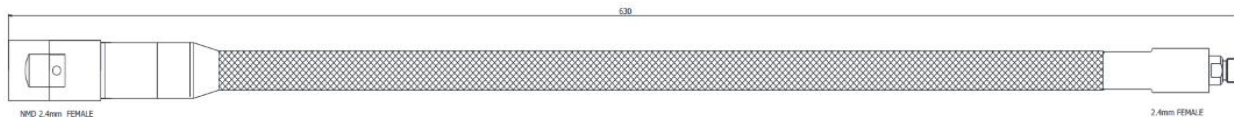


NMD1.85mm Female to 1.85mm Female VNA Test Cable With Multilayer Armor,DC-67GHz



VNA test cable used to measure the network properties of electrical networks. Although there are additional network parameter sets, such as y-parameters, z-parameters, and h-parameters, network analyzers typically measure s-parameters nowadays because reflection and transmission of electrical networks are simple to measure at high frequencies. Although they can be used on networks with any number of ports, network analyzers are frequently used to describe two-port networks, such as amplifiers and filters.

Configuration	
Connector Series 1	NMD1.85mm
Connector Gender 1	Female
Connector Angle 1	Straight
Connector Mount Method1	None
Body Materials and Plating 1	Stainless Steel, Passivated
Connector Series 2	NMD1.85mm
Connector Gender 2	Female
Connector Angle 2	Straight
Connector Mount Method 2	None
Body Materials and Plating 2	Stainless Steel, Passivated
Cable Length	24.8inch/630mm
Electrical, Mechanical & Environmental Specification	
Impedance	50 ohm
Frequency Range(From DC)	67GHz
VSWR	≤1.50:1 (DC 0~67GHz)
Insertion Loss	<5.8dB
Mechanical Phase	<±10°
Amplitude Stability	<±0.2dB
Voltage Rating	335 V(rms)
Dielectric Withstanding Voltage	500 V
Insulation Resistance	≥500 Mohm
Mating Cycles	≥ 2000 cycles
Mating Torque	30 in - lbs.
ROHS	Compliant
Temperature Rating	-40°C ~ +165°C
Corrosion (Salt Spray)	MIL-STD-202, Method 101, Condition B
Vibration	MIL-STD-202, Method 204, Condition D, 20 Gs
Shock	MIL-STD-202, Method 213, Condition I, 100 Gs
Thermal Shock	MIL-STD-202, Method 107. Cond. B, -40°C to +85°C
Moisture Resistance	MIL-STD-202, Method 106, Less Step 7B
Barometric Pressure (Altitude)	MIL-STD-202, Method 105, Condition C, 70k Ft.

Add: plot no 10 shiv vihar a block Najafgarh Sahibi river road Vikasnagar Uttam nagar new delhi-110059

+91 84354 74330 info@srfsteleinfra.in, aayush@srfsteleinfra.in, srfsteleinfra@gmail.com

www.srfsteleinfra.in, www.srfsteleinfra.com

SRFS Teleinfra | All specifications are subject to change. SRFS reserves the right to make such changes as required. Unless otherwise stated, all specifications are nominal. It may be necessary to make modifications to the part and/or the documentation of the part to implement improvements. See www.srfsteleinfra.in for the most current information. Revised: 19 Jan 2023



SRFS TELEINFRA


Get connected with us:



NMD1.85mm Female to 1.85mm Female VNA Test Cable with Multilayer Armor, DC-67GHz

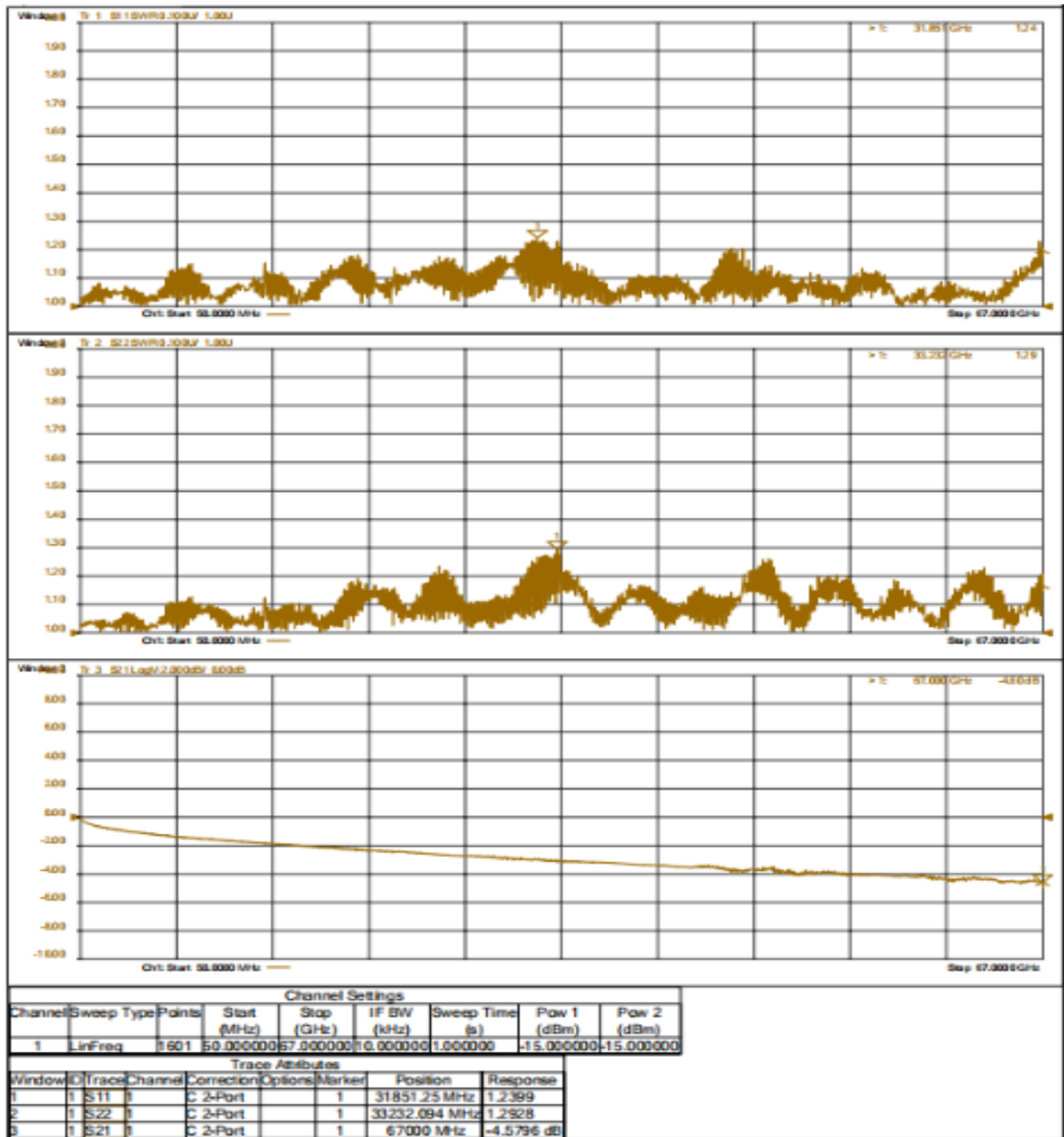


Armor Specifications	
Armor Type	VNA Multilayer Armor
Jacket Diameter(mm)	14.5
Min. Bending Radius(mm)	50
Compression Resistance (N)	230N/25mm





NMD1.85mm Female to 1.85mm Female VNA Test Cable With Multilayer Armor, DC-67GHz



Add: plot no 10 shiv vihar a block Najafgarh Sahibi river road Vikasnagar Uttam nagar new delhi-110059

+91 84354 74330 info@srfsteleinfra.in, aayush@srfsteleinfra.in, srfsteleinfra@gmail.com

www.srfsteleinfra.in, www.srfsteleinfra.com

SRFS Teleinfra | All specifications are subject to change. SRFS reserves the right to make such changes as required. Unless otherwise stated, all specifications are nominal. It may be necessary to make modifications to the part and/or the documentation of the part to implement improvements. See www.srfsteleinfra.in for the most current information. Revised: 19 Jan 2023

